


SPRING NEWSLETTER 2018



**Show and
Tell**



Youth Guild



**Skills
day**



List of Contents

Title		Page
List of Contents		2
Chairman's Letter	Della Storr	3
Marianna's Quiz		4
 January Meeting		
Show and Tell		5
Do you Spin?		6
Coral Newton—A year's weaving on a handmade loom	Penny Sargent	7
The Youth Guild Felting Workshop		9
 February Meeting		
Show and Tell		10
A Felting Workshop given by Suzanne Butler		11
 March Meeting		
Skills sharing and workshops	Susan Logan	12
Show and Tell		15
Events 2018		17
Meetings 2018		19
List of Officials		20

LETTER FROM THE CHAIR



Dear Guild Members,

Wow, April already! I can't believe it, as Victor Meldrew would say.

The wet weather we seem to have been experiencing for so long has been keeping me inside, so on the plus side, I have managed to weave two and a half scarves since Christmas and finish one that was started before Christmas. I did finally manage to get outside and weave a plant support with some of the willow that Alex very kindly donated at the end of the March 'At Home Day'.

Speaking of the March 'At Home Day', wasn't it fun, well it was for me and I hope for you, so a big thank you for all those who led an activity.

It is really not long now before I step down as Chairperson after a stint of three and a half years! The good news here is that we have someone who is prepared to take on the role. Well done Richard for saying you will have a go. I have co-opted Richard onto the committee until July when you will be able to elect the new committee.

Talking of new committee, please do consider having a go at help running the guild. Being a committee member shouldn't feel like an onerous task and remember the phrase 'many hands make light work'. It is important to have new blood to make sure we don't go stale and become complacent.

And do think about which of the demonstrating opportunities you would like to attend – remember we need to demonstrate to help attract new members and taking your spinning wheel, spindle, or loom out for the day can be a nice way of getting a day to spin or weave.

Anyway as always – keep weaving, spinning and dyeing.

Della

PS, I'd love it if you put a note in your dairy to visit the picture gallery at Denbies Vineyard, Dorking one day between 18th and 24th June to come and see the Maximo Laura tapestries

Mariana' s quiz.

I am sending again the two photos of the finished French Knitting braid I did whilst on the plane and during my 2017 summer holiday on Corfu. The quiz is: How many centimetres of French Knitting does a 50 gram ball of NORO yarn make? There is also a photo of my French Knitting dolly imported from Italy called 'Giorgio' and the ball of yarn purchased from My Yarnery in Havant which I started on the EasyJet flight. Who can guess the correct length of this braid?!!

Bye for now, Mariana



JANUARY MEETING

While the committee were busy meeting in the Compton room the rest of the guild were busy spinning and knitting.

We had three new members join us in January.

Bev Ingle moved to Romsey in September and was given membership to our guild as a Christmas present from her family.

Beth Long has a spinning wheel and 8 shaft loom. She is interested in anything do to with fibre and is hoping to learn to use a rigid heddle loom.

Bridget Eastman was at the Dorset Guild and many years ago at the New Forest Guild. She loves felting and weaving and has several looms. She is also interested in pottery. Please say 'hello' and make them welcome.

SHOW AND TELL

Ute made a wonderful jacket with attractive braids on the front. It took one kilo of Blue Faced Leicester wool. Having woven the material it took some time before she had the courage to cut and sew the jacket.



Sylvia produced a basket depicting spring with all the spring colours.



A lovely textured scarf woven on a rigid heddle loom



Della held up her wonderful patchwork quilt which has taken ages to finish

Ella designed her rug using squares



 * **Do you Spin?** If you are a spinner do you have a favourite fibre that *
 * you prefer to spin over all the others? I am surprised at the diversity *
 * of choices and the wonderful items people produce. *
 *
 * ALEX, loves spinning Herdwick fleece on her Navaho spindle. She *
 * loves weaving rugs and Herdwick is strong and makes lovely floor *
 * rugs. Her tip for spinning; “the secret to a good yarn is in the prepa- *
 * ration of the fibre”. *
 *
 * HILARY, likes Blue Faced Leicester and is at the moment spinning *
 * BFL crossed with Exmoor which she will use for knitting. *
 * Look for this border through the publication to see more ideas *
 *

A YEARS WEAVING ON A HANDMADE LOOM

A talk by Coral Newton

On Saturday 20 January we welcomed Coral Newton who stepped into the breach when our speaker was unable to attend. Her subject “A year’s weaving on a handmade loom” For those of you unable to attend you missed a real treat.

Coral was inspired initially by her grandmother, a needle woman, then by her family’s interests in travel and textiles. An early visit to Mexico where she watched women weaving on backstrap looms in the open air which had a profound & lasting impression on her. When she retired a couple of years ago she wanted to venture into, textiles and so the journey began. She explored and experimented many avenues, at one stage the bathroom became the dye and print studio. Quilting she didn’t investigate as her elder sister was already a very talented quilter. The result of her trials led her to weaving. Unlike the majority of us who go out and buy a loom Coral decided to build a loom. The first, a simple frame & knitting needles but this was not enough so she collected up wood & built an acceptable loom.



Many adaptations were needed and invention. Rucksack straps as tensioners. From washing machine spare parts she formulated plastic ratchet for £6. BBQ skewers, string heddles and even a kit for adapting another make of loom was utilised.

She experimented with Amanda Edney's Saori loom but for the width she wanted to weave far too pricey although it produced beautiful samples. Bigger loom needed. Now most of us would buy one but not Coral she equipped a workshop (a bit of tool envy here) and built her own.

When satisfied, weaving began. Coral worked through the rigid heddle loom guide. Various yarns and simple patterns. Rule of thumb simple yarns fancy patterns and vice versa. Experiments continued through weaving ideas books. Always a 14inch square gave good comparisons.

Coral then bought an 8 shaft loom but it just had to be designed with cantilevers to make lifting the shaft easier.

Coral has produced an extraordinary quantity of beautiful samples whilst building & adapting her own looms.



A fascinating & entertaining talk and I for one have fallen love with my old rigid heddle again.



Penny Sargent

The Youth Guild - Felting Workshop

Suzanne Butler led the group to make their own felt slippers. It was a full, busy and physically demanding day for everyone! Making a pair of felt slippers that will last takes plenty of effort. But it is great fun and magical.



The magic happens seeing the 2D slipper shape change into a wonderful 3D shape that you can wear.

Colours and sizes had been discussed prior to the day and each person had a pack of their chosen coloured fibre and the size of 'resist' for their feet, waiting for them. Each



stage was demonstrated and then carried out. After setting up, the layers were made and fixed. Following this, the process to felt and shrink the shape. Wrapping the shape in a towel and rolling it back and forth, continually, turning over and repeating several times. Then the 'no going back'



moment; cutting the shape in two, creating the individual slippers.

The physical work carried on; rubbing and shaping the slippers to remove the fold line and to fit the slippers.

Everyone finished with a pair of slippers, and even though still wet. Each pair was beautiful and individual.



FEBRUARY MEETING

The day started with News and Views. Della asked that the minutes of the last meeting were passed and discussed matters arising.

The sales table. Ute will put a sign up to show opening times of the sales table.

The Hillier craft days will be the first 4 Wednesdays in August. Ella has produced a prototype poster to submit to the committee.

As Della will be standing down at the next AGM the new Chairman will read the Chairman's report for the previous year.

All Library books not used for many years will be sold on the sales table.

Catherine Hopkins will lend her mother's old weaving books and will put a list in the Newsletter.

A new projector has been bought for the guild and can be borrowed by members with a £25.00 cost and a £100.00 deposit.

Wingham Wool will not be coming this year, however Wessex Wool Craft have been booked for October, to set up their shop with fibre, accessories and more, to-

gether with a presentation in the afternoon.

The treasurer gave her report and has opened a new deposit account.

The website is updated regularly and the diary page gives meeting and advents information.

Caroline has taken on the role of events organiser and she is gathering the list of venues and information to put on the website and encourage members to put their names forward as demonstrators for the various venues.

The youth guild reported that the members were delighted with the felted slippers they produced.

Jenny is looking for an assistant to help compile the 2019 programme.

The 2018 Guild Challenge is the 'John Arbon Challenge' - 'In the Garden' and will be judged in November.



SHOW AND TELL

Sally knitted a jumper for Sue using Jacobs yarn, it is fantastic to wear in the garden she said.



Richard made a beautiful blue scarf which did not come out as he expected but is still a very nice item. He says he should have sampled first so with his linen mats in Bronson lace he made sure he did some samples.



Ruth Jackson made a shawl in Alpaca Flax and silk and a pair of socks



Coral made some spot and square designed cushions in double weave using alpaca and silk.



Joyce Buckland showed us her picture which she made by felting.



Joy made a scarf in Silk and Cashmere, with a bit of gold bling on the ends.



FLOWER FELTING

About twenty of us participated in an excellent felting workshop by Suzanne Butler. The exercise was to produce a flower by wet felting using two circular resist templates to separate the petal layers.

Wendy Barry




The materials used were approximately 8-9grams of fine and superfine (68-70's extra and merino 100's). Blues and pinks for petals with yellowy green centres and dark colour for stamens. It is important to always use finer tops for delicate work. The resists were made from underlay used under laminate wood floors or fruit box linings.

The merino fibre was laid out in different ways to create diversity. The bottom petal; horizontal and vertical directions and the second petal, in a radial direction. The top petal could have different colours on the top and underneath, together with different patterns if wished.

After the 'laying out', soaping and saturating, came the felting process. Using such hand actions with fascinatingly descriptive names including; Tumble Drier, Cocoon, Pray and Butterfly.

The transformation from fibre to flower is truly like the caterpillar turning into a butterfly



MARCH MEETING

Member's skill sharing and workshops

Despite the blizzard blowing outside the March meeting was a very busy one with lots of people learning different skills from members.

Jenny organised everything and the day was fantastic. She also ran a workshop which Susan Logan loved.

For our skills sharing day in March, Jenny Crawford introduced us to Domino squares which use any small amounts of yarn we may have. A very useful way to use any little treasures, left over from other projects, to make a cushion cover or keep going as long as you have any yarn to make a blanket. For reference a Useful book by Vivian Hoxbro, Knit to be Square: Domino Designs to Knit & Felt, Interweave, is a recent edition. Showing great designs and very good instructions. For those of us who look at Pinterest on line, instructions for 10 stitch blankets also make good use of small amounts of sock yarn. A great way to practice mitred corners. Initial set up needs some concentration, after that it's just 10 garter stitches until you get to the next corner.




Susan Logan



Alex took a very popular willow workshop bringing all the necessary willow and tools to enable members to make a garden plant support.



Beverly concentrated on improving members spinning skills . Teaching new members to spin and helping with spinning problems



Karen had a busy table teaching Kumihimo Braids. Catherine took charge of the sock knitting.



Mary had a four shaft loom and taught weaving while Veronica was kept busy showing members how to use the blending board.

In the afternoon the snow stopped and workshops continued with Louise doing crochet bead bracelets. Everyone had a wonderful, productive day.

 * JO is spinning Gotland but is finding it very frustrating as it is so *
 * very curly and needs a lot of preparation. She is looking forward to *
 * spinning something different soon. *
 * *
 * CATHERINE likes Shetland, dyeing the fibre to then weave seat co- *
 * vers. *
 * *

Show and Tell

What a lot of items this month. Beverly started us off with a beautiful crochet shawl which she had made for Joyce's Mum.

Della showed us a very light weight scarf which she wove for her daughter to match the one she took to India for her 'Indian daughter'.

Coral is still experimenting with different weaving techniques and this month she has woven a floor rug from carpet thrums which took time with such short lengths.



Ann had lots of spun wool including alpaca in lovely Welsh colours and made a cushion cover on her 4 shaft loom.



Alex had woven a picture A5 in size from silk ribbon, beads and rolags to denote her mothers long and difficult path through life. The picture was part of the 'Gathering memories' textile project for the Alzheimer's Society. The project is using the artwork created to raise funds for the society, by auctioning them in the summer. There will also be two exhibitions in June and August this year, see the [diary for dates](#).



Amanda had a bag of Alpaca from the sales table and has just finished knitting her cardigan, so warm on a cold, snowy day.



Josie bought her rug woven on a rigid heddle. So cosy for cold winter days.



Karen showed us her silk braids made from odd bits from the silk mill. There are 42 ends per bobbin and one is a spiral braid and the other a flat braid.

 * WENDY learnt to spin in New Zealand with Merino crossed with *
 * Border Leicester. She prefers spinning in the grease and gave her *
 * finished yarn to a weaver to finish off. *
 * SHIRLEY loves the Alpaca cross Blue Faces Leicester which she *
 * bought from Wessex Woolcraft. *
 * GRACE will only use tops now and knits jumpers with it while her *
 * daughter SALLY prefers raw fleece and knits socks. *
 * JENNY likes Blue Faced Leicester from John Arbon, and also the *
 * merino + silk + alpaca mix. She weaves and makes shawls. *
 * SUSAN Spins Gotland on a drop spindle and is going to make a *
 * Cowhigan from North America. *

EVENTS COMING UP 2018

On until JUN 30th Farnham	Peter Collingwood Woven – Unwoven	Website
On until 21st APR Haslemere Museum	Fourth Biennial Exhibition of Contemporary Woven Tapestry Art	Website
APR 21st & 22nd Brockenhurst	Brockenhurst Needlework Fiesta	Website
APR 28th & 29th Builth, Wales	Wonderwool 2018	Website
MAY 1st – JUN 2nd Old Chapel Centre, Newbury	‘Pax, War and Famine’ , wall art, vessels and handmade books using variety of techniques including, making a fabric cast, weaving and embroidering.	Website
MAY 7th Recreation Ground, Upham	May Day Fete – HWSD Demonstration Stand Members needed to volunteer to help demonstrate	Contact Caroline
MAY 11th – 13th Milton Keynes	AGWSD Conference 2018, Then and Now and AGM	More Info
MAY 13th Eastleigh	Hampshire WI 100th Birthday Celebration – HWSD Demonstration Stand Members needed to volunteer to help demonstrate	Contact Caroline
JUN 9th Bishops Waltham	Bishops Waltham Carnival - HWSD Demonstration Stand Members needed to volunteer to help demonstrate	Contact Caroline
JUN 9th Ringwood	New Forest Guild Fleece Sale	Website
JUN 18th – JUN 24th Denbies Vineyard, Dorking	Maximo Laura tapestries	Maximo Laura Website

EVENTS COMING UP 2018

JUN 30th – AUG 4th Willis Museum, Basingstoke	‘Gathering Memories’ textile project exhibition	Website
JUL 1st	Fawley Farm Feeds Event, Horse and Dog Show, fund raiser for West Meon School na- ture station project HWSD Demonstration Stand Members needed to volunteer to help demonstrate	Contact Caroline
JUL 14th Swanmore	Swanmore Fete - HWSD Demonstration Stand Members needed to volunteer to help demonstrate	Contact Caroline
JUL 14th Braishfield	Braishfield Flower and Produce Show - HWSD Demonstration Stand Members needed to volunteer to help demonstrate	Contact Caroline
JUL 16th -JUL 29th University of Strath- clyde, Glasgow	AGWSD National Exhibition 2018, Textile Creations	Website
JUL 24th –26th	New Forest Show	Website
AUGUST 1st, 8th, 15th & 21st Hillier Gardens, Romsey	HWSD ‘Weaving Wednesdays’ HWSD Childrens’ Craft Sessions Members needed to help with teaching the chil- dren fibre craft skills	Contact Caroline

For more Diary Dates visit the [Diary page](#) on our website.

For more information on the Events the Guild will be demonstrating at and to volunteer, email Caroline from links above, talk to her at the meeting or visit the Guild Demonstration Events page on our [website](#).

HWSD PROGRAMME 2018

19th May

10am Main Hall 'News & Views'
2pm Main Hall - Speaker **JEN BEST** 'Make a Beaker Button'

16th June

10am Main Hall 'Spin & Chat'
10am to 1pm Workshop with Alison Crosthwaite
2pm Main Hall Speaker **ALISON CROSTHWAITE**
'Weaving in Colour'

21st July

10am Main Hall, HWSD GUILD AGM
'Bring and Buy' Sale in aid of Guild Funds
2pm Main Hall - Speaker **ALISON HULME**
'My life in Stitches'

August No Meeting

Volunteers always welcome for craft activities with children at
HILLIER GARDENS

On Wednesday afternoons 1.30 - 4pm
August 1st, 8th, 15th & 22nd

15th September

10am Main Hall '**TASTER DAY**' for non-members,
open to visitors from 11am to 3pm
ADMISSION FREE

20th October

10am **WESSEX WOOLCRAFT - FIBRE DAY**
10am Compton Room Committee Meeting
2pm Main Hall Speaker **LUKE READING**, Wessex Woolcraft

17th November

10:30am Main Hall 'News & Views' including
The Guild Challenge Reveal
2pm Main Hall - Speaker from Ditchling Museum

1st December

10am Meet in Main Hall for Tea / Coffee
10.30am Main Hall - Speaker **MAY MARTIN**
'Life on the Sewing Bee'
Followed by our own festive American Lunch

<u>Official</u>	<u>Name</u>	<u>Contact Details</u>
<u>Chairperson</u>	Della Storr	Chairofhantswsd@yahoo.com
<u>Secretary</u>	Ruth Holzer	secretaryhantswsd@yahoo.co.uk
<u>Treasurer</u>	Coral Newton	coralnewton99@gmail.com
<u>Membership</u>	Karen Parkin	hallweardesigns@btinternet.com
<u>Programme Organiser</u>	Jenny Crawford	crawfordjenny@gmail.com
<u>Youth Guild and Library</u>	Maya Whitmarsh	maya.whitmarsh@yahoo.co.uk
<u>Website</u>	Jo Finlow	webhwsd@gmail.com
<u>Committee</u>	Sue Brewer	info@secretgardenuk.co.uk
<u>Committee</u>	Ella Doney	bhb386@hotmail.com
<hr/>		
<u>Events Co-ordinator</u>	Caroline Tilley	eventshwsd@yahoo.com
<u>Newsletter</u>	Joy Stevens	pendine@gmail.com

The deadline for articles to go in the Summer Newsletter is July 1st 2018

If you are visiting exhibitions or going anywhere with interesting textile related activities, consider writing a short article with a photograph for the newsletter.